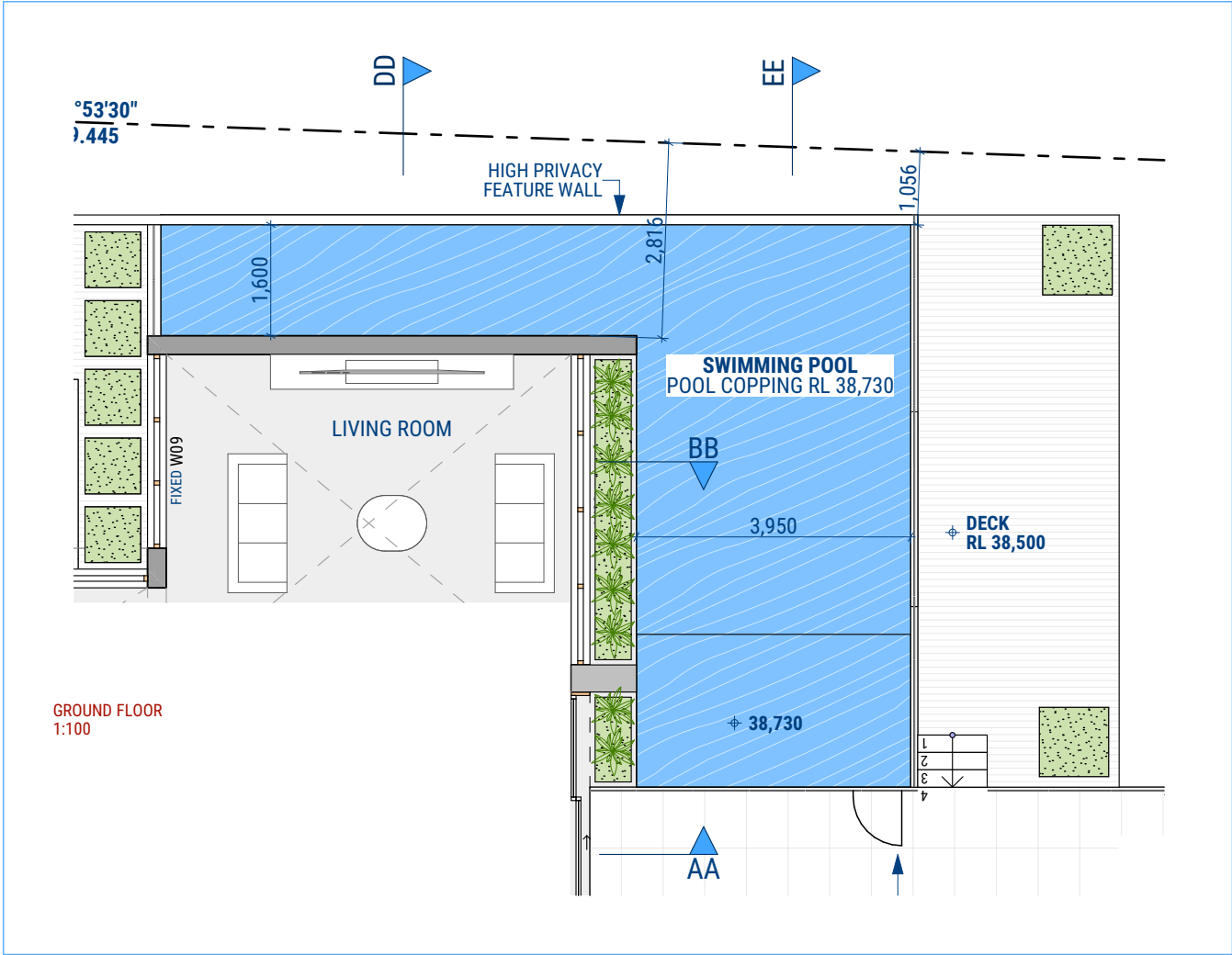
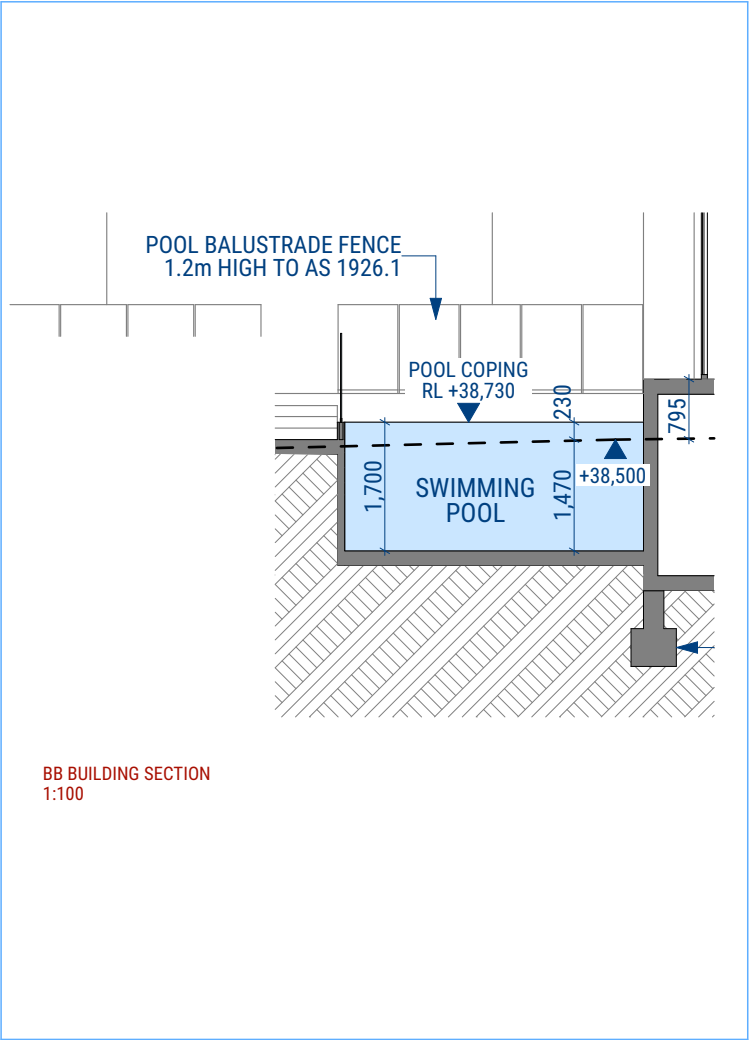


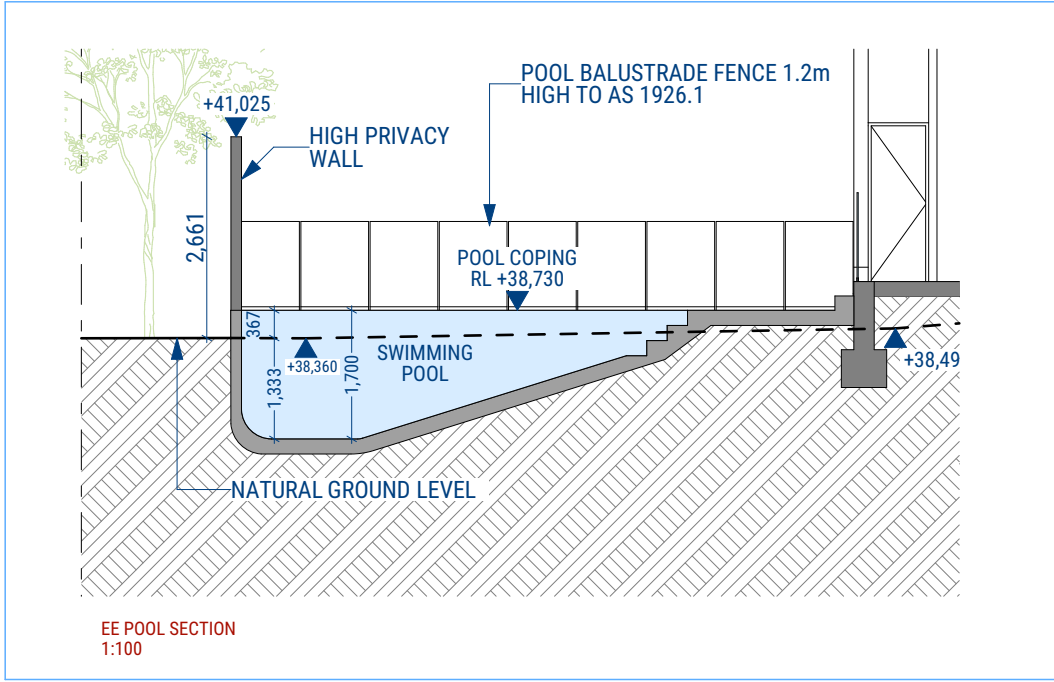
DD BUILDING SECTION
1:100



GROUND FLOOR
1:100



BB BUILDING SECTION
1:100



EE POOL SECTION
1:100

SWIMMING POOL REQUIREMENTS

GENERAL REQUIREMENTS

- ALL POOLS MUST BE SEPARATED FROM RESIDENTIAL BUILDINGS AND ADJOINING PUBLIC OR PRIVATE PROPERTIES BY A COMPLYING CHILD -RESISTANT BARRIER (MUST BE IN ACCORDANCE WITH THE REGULATIONS AND AS 1926.1-2012 SWIMMING POOL SAFETY).
- NO DOOR ACCESS FROM A RESIDENTIAL BUILDING INTO AN OUTDOOR POOL IS PERMITTED
- ONLY STRUCTURES ASSOCIATED WITH THE POOL (FILTERHOUSING , ETC.) ARE PERMITTED WITHIN THE ENCLOSED POOL AREA
- STRUCTURES SUCH AS CLOTHES LINES , BARBEQUE , SHEDS , ENTERTAINMENT STRUCTURE , OUTSIDE TOILETS , ETC , MUST ALL BE LOCATED OUTSIDE THE CHILD RESISTANT BARRIER .
- POOL FENCING
- SWIMMING POOL FENCING AND OTHER BARRIERS TO BE PROVIDED TO THE POOL AREA IN ACCORDANCE WITH THE SWIMMING POOLS ACT 1992 .
- BOUNDARY FENCE TO BE 1.8m IN HEIGHT , MEASURED FROM INSIDE OF THE FENCING
- SWIMMING POOL FENCING TO BE AT LEAST 1.2m HIGH , MEASURED ON THE OUTSIDE OF THE FENCING .
- MINIMUM 900mm SEPARATION BETWEEN THE UPPER AND LOWER HORIZONTAL MEMBERS TO MAINTAIN NON -CLIMBABLE ZONE
- HORIZONTAL MEMBERS OF THE FENCE SHOULD BE PLACED ON THE INSIDE OF THE FENCE AND BE AT LEAST 900mm APART .
- THE LATCHING DEVICE TO THE POOL GATE IS TO BE LOCATED A MINIMUM 1.5m ABOVE GROUND LEVEL AND 1.4m FROM THE HIGHEST LOWER HORIZONTAL BARRIER MEMBER OR , ALTERNATIVELY , THE DEVICE IS TO BE LOCATED INSIDE THE GATE AND THE LATCHING DEVICE IS TO BE APPROPRIATELY SHIELDED FROM THE OUTSIDE IN ACCORDANCE WITH AS 1926.1-2012 (EXCLUDING CLAUSE 2.8 OF THE STANDARD) TO ENSURE THE LATCHING DEVICE IS ONLY ACCESSIBLE BY REACHING OVER THE GATE .
- GATE WIDTH IS TO BE KEPT TO A MINIMUM (NO MORE THAN 1 METRE) TO MINIMISE THE POSSIBILITY OF THE WEIGHT OF THE GATE CAUSING THE GATE TO DROP WITH THE SELF -LATCHING MECHANISM FAILING .
- SPA POOLS
- SPA POOLS ARE ALSO COVERED BY THE LEGISLATION AND SHOULD BE SEPARATED BY A CHILD -RESISTANT POOL SAFETY BARRIER IN ACCORDANCE

WITH AUSTRALIAN STANDARD AS 1926.1-2012.

- ALTERNATIVELY , THE SPA POOL MUST BE COVERED AND SECURED BY A LOCKABLE CHILD -SAFE STRUCTURE (SUCH AS A DOOR , LID , GRILLE OR MESH) . SUCH LOCKABLE STRUCTURE MUST BE ABLE TO BE REMOVED /INSTALLED AND LOCKED BY A SINGLE PERSON .
- RESUSCITATION WARNING SIGN
- AN APPROPRIATE RESUSCITATION WARNING SIGN (AVAILABLE FROM COUNCIL OR THE ROYAL LIFE SAVING SOCIETY) IS DISPLAYED IN A PROMINANT POSITION IN THE IMMEDIATE VICINITY OF THE POOL AREA .
- THE SPACING OF VERTICAL MEMBERS OF THE FENCE SHALL NOT EXCEED 100mm .
- THE HEIGHT OF ANY OPENING BETWEEN THE BOTTOM OF THE FENCE AND FINISHED GROUND LEVEL SHALL NOT EXCEED 100mm .
- ALL SWIMMING POOL FENCING TO BE MAINTAINED IN A GOOD CONDITION (ie. WITH NO HOLES , BROKEN OR LOOSE PALINGS) .
- NON -CLIMBABLE ZONE EXTENDS FROM THE POOL FENCE 300mm INTO THE POOL AREA AND 900mm OUTSIDE THE POOL AREA . TO PREVENT A CHILD TO CLIMB OVER THE FENCE , CLIMBABLE OBJECTS SUCH AS BARBEQUES , FURNITURE , PLANTER BOXES , TREES OR SHRUB ARE NOT PERMITTED WITHIN THIS NON -CLIMBABLE ZONE
- IF THE WALL OF THE HOUSE FORMS PART OF THE APPROVED CHILD -RESISTANT BARRIER TO THE POOL AREA (ie. IN RELATION TO POOLS INSTALLED BEFORE 1 AUGUST 1990) , ALL DOOR AND WINDOW OPENINGS IN THE WALL /S MUST BE CHILD -RESISTANT IN ACCORDANCE WITH THE REGULATIONS TO PREVENT CHILDREN ACCESSING THE POOL AREA .
- POOL GATES
- GATES TO THE SWIMMING POOL AREA ARE TO OPEN OUTWARDS AND ARE TO BE FULLY SELF -CLOSING AND SELF -LATCHING FROM ANY OPEN POSITION .
- NO DOUBLE GATES ARE PERMITTED
- GATES ARE NOT TO BE PROPPED OPEN AT ANY TIME .
- THE FOLLOWING WARNING STATEMENTS MUST BE CONTAINED WITHIN THE RESUSCITATION SIGN :
 - YOUNG CHILDREN SHOULD BE SUPERVISED WHEN USING THIS SWIMMING POOL
 - POOL GATES MUST BE KEPT CLOSED AT ALL TIMES
 - KEEP ARTICLES , OBJECTS AND STRUCTURES AT LEAST 900 MM CLEAR OF THE POOL FENCE AT ALL TIMES

- THE RESUSCITATION SIGN MUST BE :
 - LEGIBLE FROM A DISTANCE OF AT LEAST THREE METRES
 - MAINTAINED IN A CLEARLY LEGIBLE CONDITION
- REFER TO THE SWIMMING POOLS ACT 1992 , THE SWIMMING POOLS REGULATION 2018 AND AUSTRALIAN STANDARD AS 1926.1-2012 (EXCLUDING CLAUSE 2.8 OF THE STANDARD) FOR A COMPLETE LIST OF REQUIREMENTS

ISSUE	DATE	DESCRIPTION	APP BY
A	16/10/2023	ISSUE FOR APPROVAL	RM
B	08/01/2023	ISSUE FOR APPROVAL	RM

DEVELOPMENT APPLICATION

Do not scale drawings. Use figured dimensions only. Check & verify levels and dimensions on site prior to the commencement of any work, the preparation of shop drawings or the fabrication of components.

This drawing is the copyright of RM Designers and is protected under the Copyright Act 1968. Do not alter, reproduce or transmit in any form or by any means without the express permission of RM Designers.

RM
DESIGNERS

Designer / 0405 204 511 / rabi@rmdesigners.com

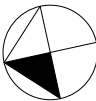
CLIENT
Mr Sam Sharawneh

CONSULTANTS
**1. NSW LAND SERVICES
2. SDS ENGINEERING
3. PBAPTY**

PROJECT DESCRIPTION
**NEW SINGLE DWELLING
2 STOREY HOUSE**

PROJECT LOCATION
**33 Russell Street GREENACRE
NSW 2190 Australia
LOT 20
DP 26321**

PROJECT NUMBER
23002



DRAWING TITLE
POOL PLAN AND SECTIONS

DRAWING NUMBER SCALE ISSUE
DA 34 B

DRAWING STATUS
NOT FOR CONSTRUCTION

A3